

PINK MERCY / ARMOR STENCILS

Thanks so much for downloading our armor stencils!
We will continue making these for everyone in hopes it makes your cosplays easier! Please consider joining our Patreon if you would like to support our efforts!

xoxo

Sheila and Sylar

- This kit comes with 41 stencils (including skirt)!
- Except the skirt! Which is a separate download
- It is made to be printed on 8.5 x 11 (standard letter) printer paper

***Be sure to print in color!**

- These stencils were made for 2mm craft foam, and 4/6mm EVA foam. Whether you use 4 or 6 is personal preference. I used both!




Color Key:




- Scored & Heated Cut Detail



- Meeting Marks
(align large stencils to tape together)



- Sanded/Dremeled Beveled Edge

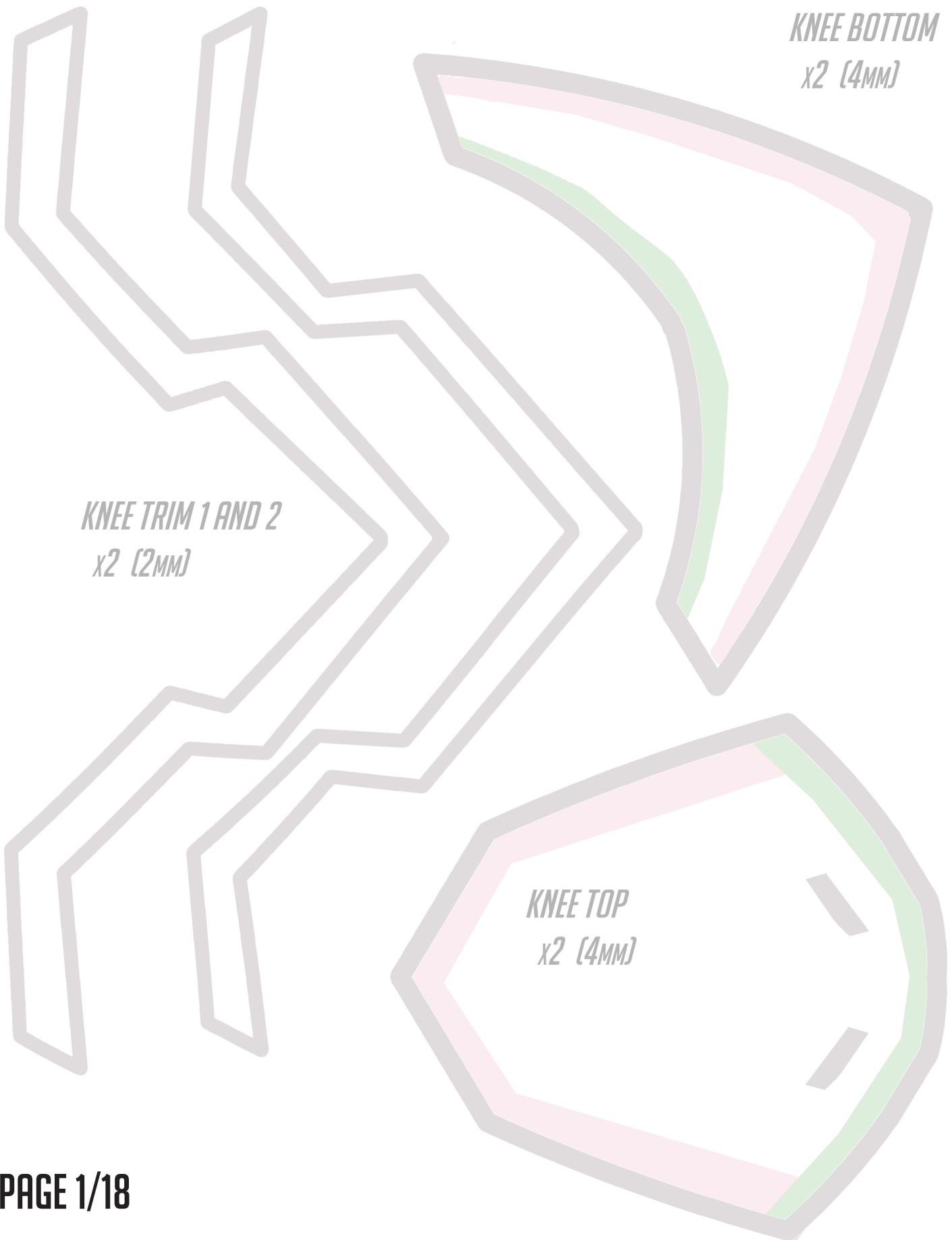


- Sanded/Dremeled Beveled Edge (underneath the front)

Questions?

aicosplays@gmail.com

PATREON.COM/AICOSU



*KNEE TRIM 1 AND 2
x2 (2MM)*

*KNEE BOTTOM
x2 (4MM)*

*KNEE TOP
x2 (4MM)*

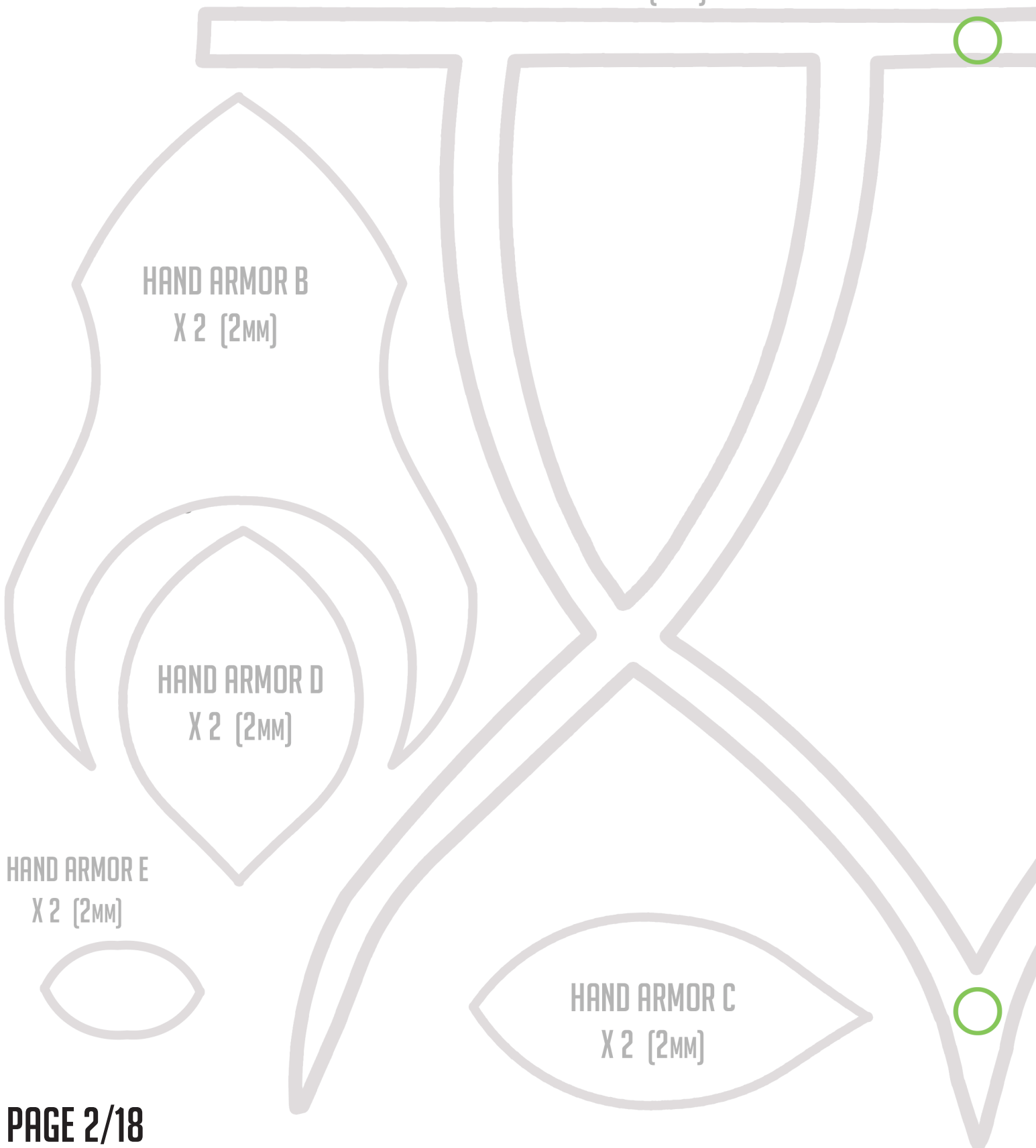
SLEEVE DECOR x2 (2MM)

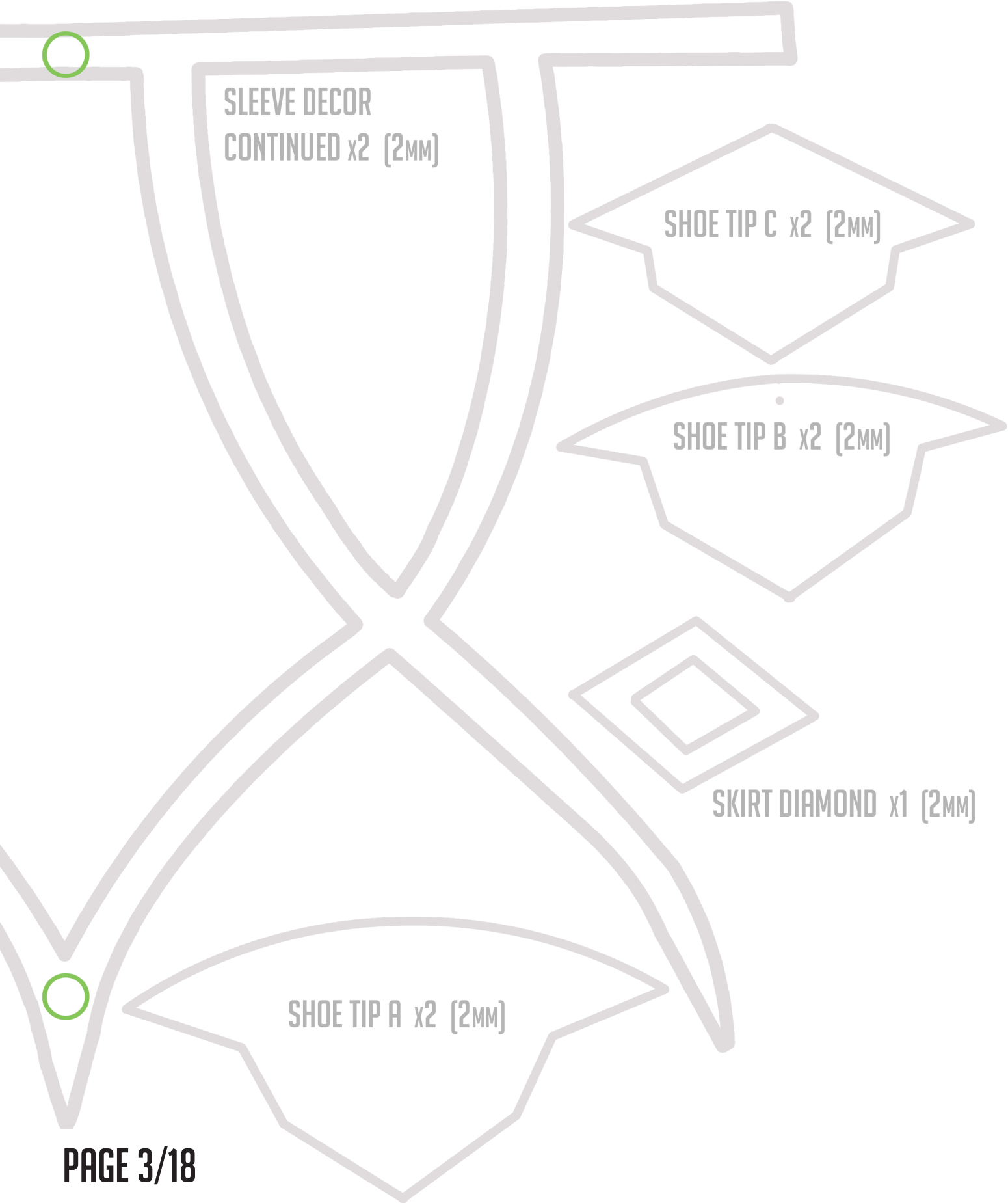
HAND ARMOR B
X 2 (2MM)

HAND ARMOR D
X 2 (2MM)

HAND ARMOR E
X 2 (2MM)

HAND ARMOR C
X 2 (2MM)





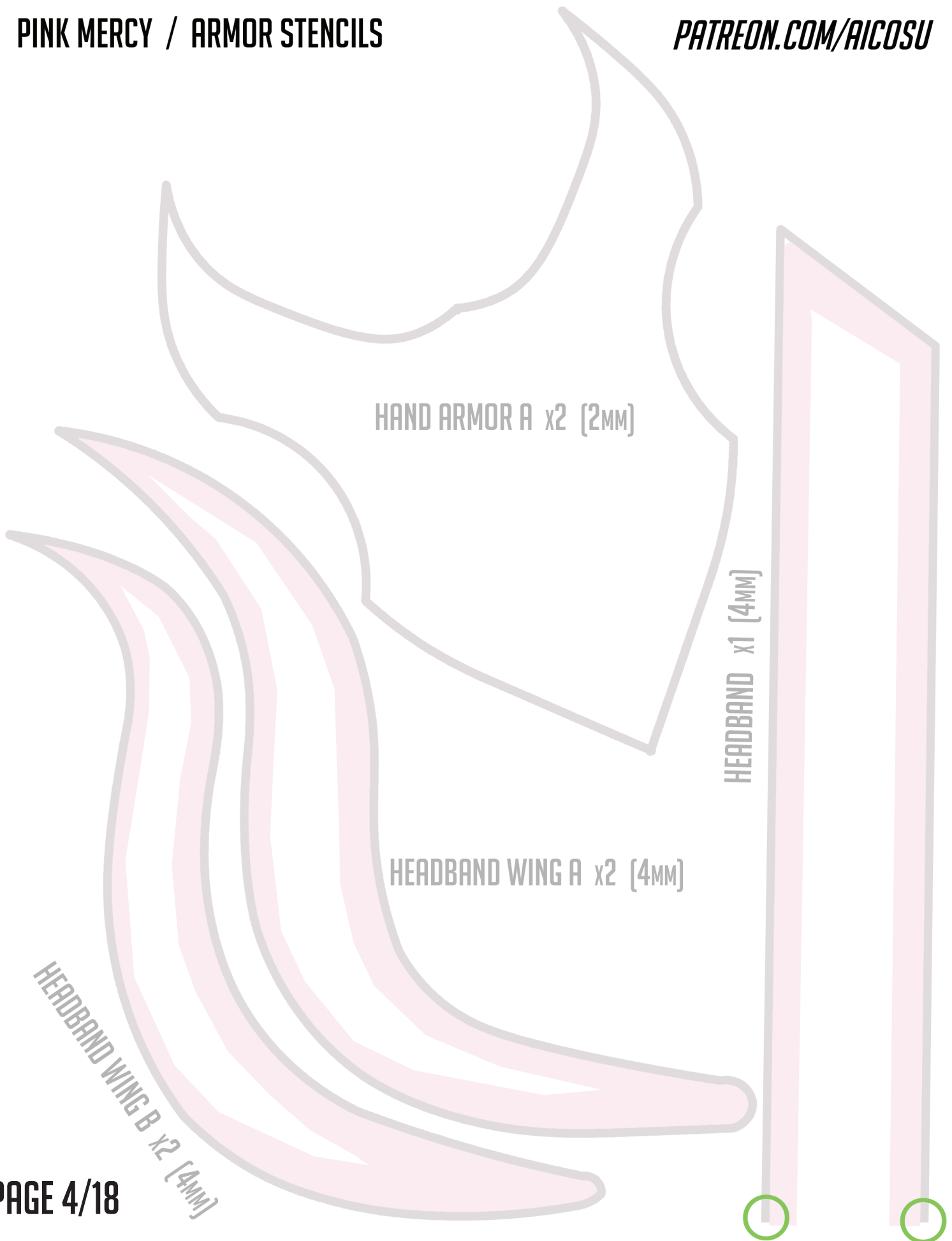
SLEEVE DECOR
CONTINUED x2 (2MM)

SHOE TIP C x2 (2MM)

SHOE TIP B x2 (2MM)

SKIRT DIAMOND x1 (2MM)

SHOE TIP A x2 (2MM)





BICEP BASE x2 (2MM)

A stencil for a bicep base, consisting of two parallel horizontal lines. The top line is straight, while the bottom line has a slight downward curve on the right side. Two green circles are positioned on the left side of the lines.




HIP ARMOR x4 (4/6MM)

A large, curved stencil for hip armor, featuring a central raised section. It is shown as a double-line pattern. A green circle is located at the top right end of the pattern.



HEADBAND CONTINUED x1 (4MM)

A long, narrow, slightly curved stencil for a headband, shown as a double-line pattern. Two green circles are located at the right end of the pattern.







SHIN ARMOR B x2 (2MM)

ANKLE A x2 (2MM)

SHIN ARMOR A x2 (2MM)






SHIN ARMOR B CONTINUED
x2 (2MM)

ANKLE A CONTINUED
x2 (2MM)

ANKLE B x2 (2MM)


















FRONT PANEL CONTINUED x1 [2MM]

